

**in2**

# Oracle Fusion Applications – instalacija „kod kuće”

Damir Rep  
listopad 2013.

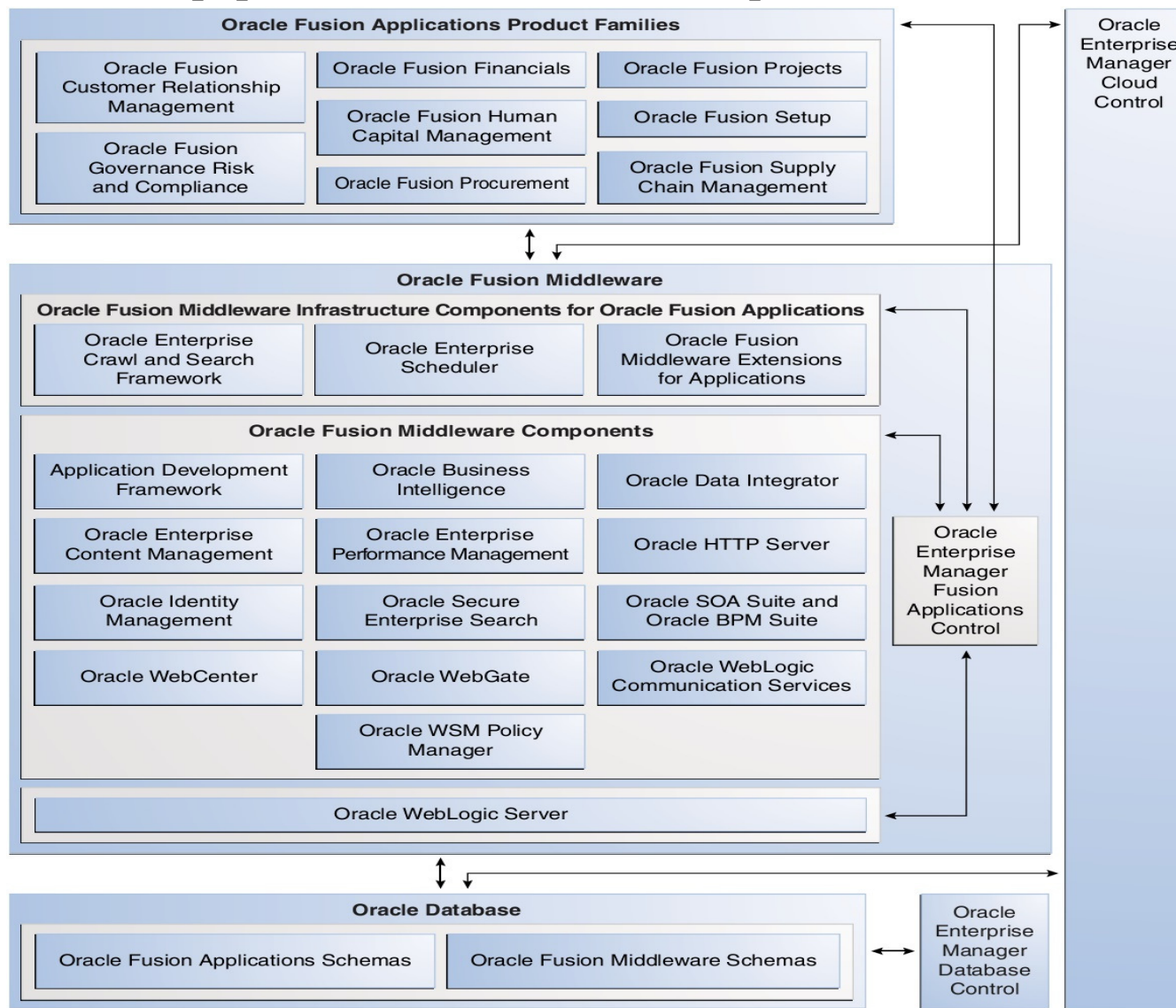


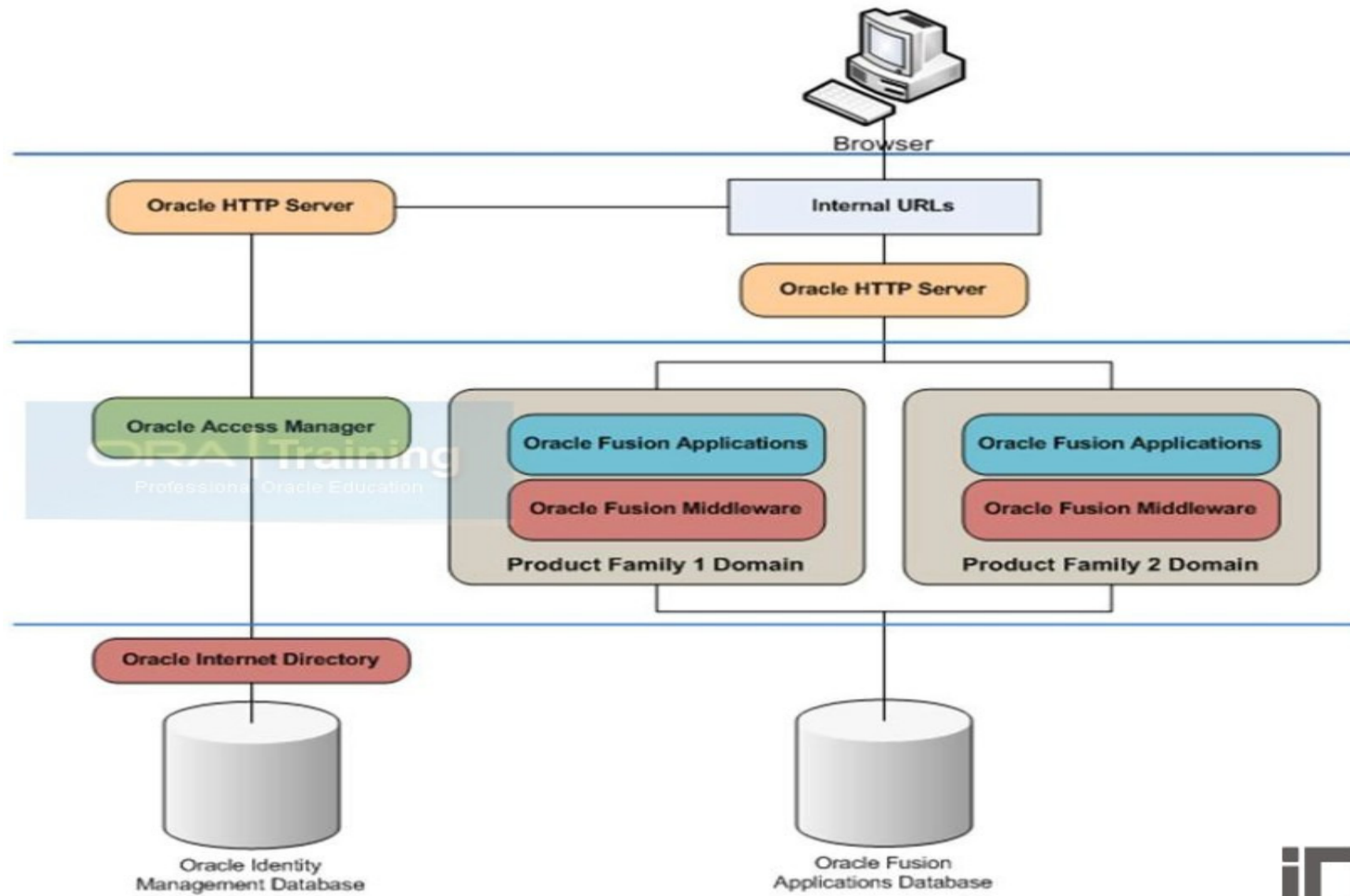
Using the latest technology and incorporating the best practices gathered from Oracle's customers, Oracle Fusion Applications is a suite of 100% open standards-based business applications that provide a new standard for the way businesses innovate, work and adopt technology. Delivered as a complete suite of modular, service-enabled enterprise applications, Oracle Fusion Applications works with Oracle's Applications Unlimited portfolio to evolve business to a new level of performance. Whether it is one module, a product family, or the entire suite, Oracle provides businesses with their choice of all advancements pioneered by Oracle Fusion Applications, at a pace that matches individual business demands.

# Arhitektura

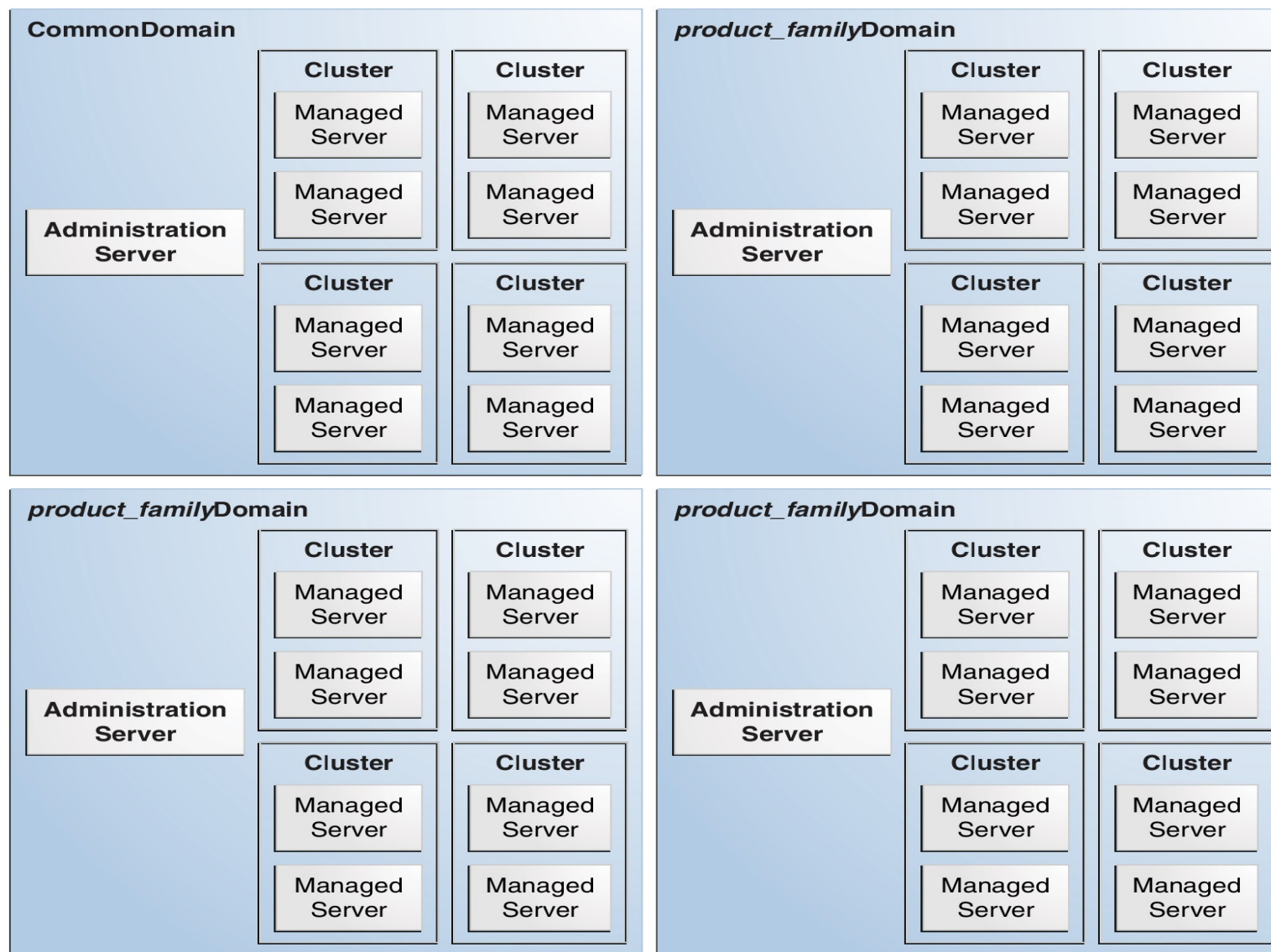


# Fusion Applications komponente

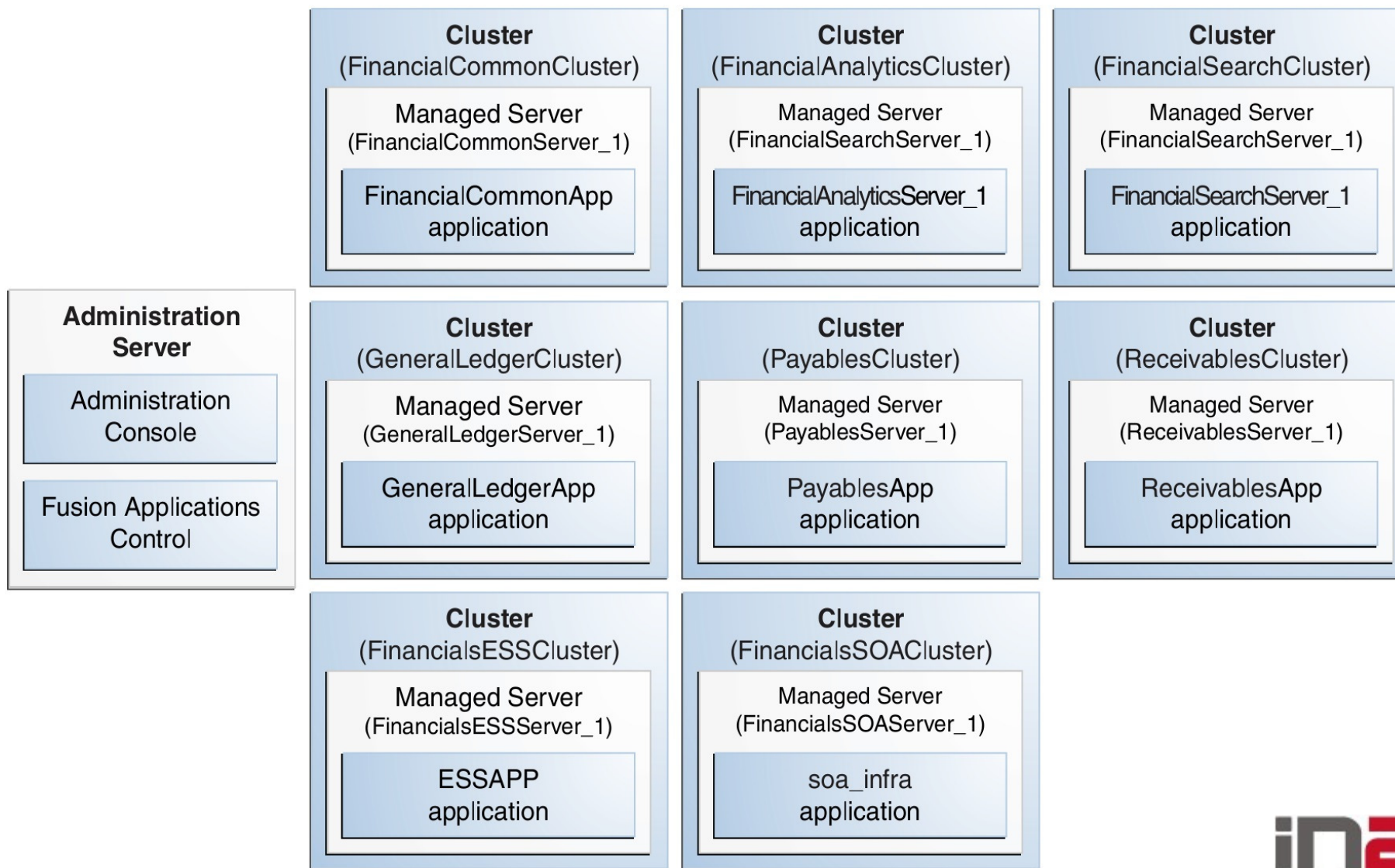




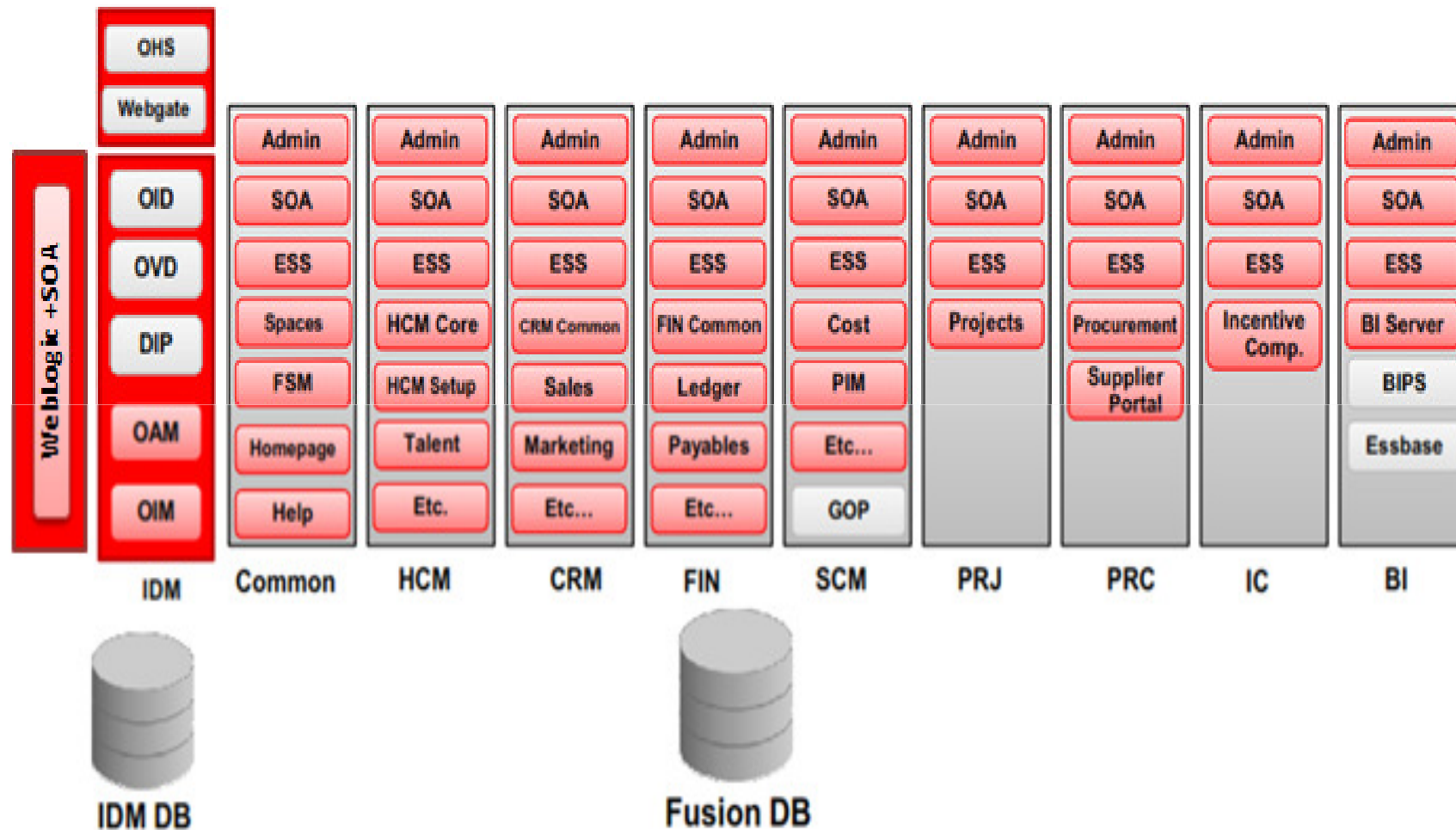
# Product Families - Domains



# Fusion Financials Domain



# Fusion Domains





# Weblogic server instance

## 1. Oracle Fusion Customer Relationship Management

- 6 Admin Servers, 21 Application Managed Servers, 17 Middleware Managed Servers

## 2. Oracle Fusion Financials

- 8 Admin Servers, 22 Application Managed Servers, 23 Middleware Managed Servers

## 3. Oracle Fusion Accounting Hub

- 5 Admin Servers, 12 Application Managed Servers, 14 Middleware Managed Servers

## 4. Oracle Fusion Human Capital Management

- 5 Admin Servers, 17 Application Managed Servers, 14 Middleware Managed Servers

## 5. Oracle Fusion Supply Chain Management

- 7 Admin Servers, 23 Application Managed Servers, 17 Middleware Managed Servers

## 6. Customer Data Hub

- 5 Admin Servers, 12 Application Managed Servers, 14 Middleware Managed Servers

## 7. Enterprise Contracts

- 5 Admin Servers, 14 Application Managed Servers, 13 Middleware Managed Servers

## 8. Oracle Fusion Incentive Compensation

- 6 Admin Servers, 12 Application Managed Servers, 14 Middleware Managed Servers

# Instalacija



# Oracle Fusion Applications Releases

- **Oracle Fusion Applications IIg Release 6 (11.1.6) - 30.01.2013**
- **Oracle Fusion Applications IIg Release 5 (11.1.5) - 12.12.2012**
- **Oracle Fusion Applications IIg Release 4 (11.1.4) - 09.05.2012**
- **Oracle Fusion Applications IIg Release 3 (11.1.3) - 30.04.2012**
- **Oracle Fusion Applications IIg Release 2 (11.1.2)**
- **Oracle Fusion Applications IIg Release 1 (11.1.1.5.1) - 04.10.2011**
- **Oracle Fusion Applications IIg Release 1 (11.1.1.5.0 beta) - 22.05.2011**

ORA Training Blog x +

blog.oratraining.com

## About

 Like 0
 +1 0
 Tweet 0
 Share

**ORATraining** and **ORASupport** were started by Tushar Thakker in 2007 at India aiming at providing highest quality professional Oracle Education and Oracle Support respectively.

**ORA Training blog** was started by Tushar in 2009 to help and expand the Oracle community by providing FREE Oracle education and guidance.

**ORASupport** provides high quality Oracle Database and Applications Support to our users using a FREE Online Oracle Support system to resolve your day-to-day Oracle related issues.

**About Tushar Thakker:**



Tushar is an **Oracle Certified R12 Apps DBA, Oracle Certified 10g DBA, and certified Project Management Professional (PMP)**. Tushar holds **Engineering degree in Information Technology**. He has more than 10 years of experience as Oracle Apps DBA and Database Architect, and has worked with technology giants in Fortune 100 list as well as Government organizations in India and UAE. He believes in Oracle and spreading Oracle knowledge to as many people as possible and hence creating a larger Oracle community. Tushar is the author of this blog and he can be reached at tushar [at] oratraining.com

You can connect to Tushar on LinkedIn at [www.linkedin.com/in/tusharthakker](http://www.linkedin.com/in/tusharthakker) or follow him on twitter at [twitter.com/tusharthakker](http://twitter.com/tusharthakker)

No comments

## Oracle Fusion Applications installation – Step by step guide (11.1.5)

 Like 1
 +1 2
 Tweet 3
 Share 7

**Fusion Applications** 11.1.5 installation is not straightforward unlike E-Business Suite 11i/R12 installation. So we need to divide the installation into following main steps. Please note that we have changed the default order since we are going to host both RCU in one database which is fine since both have different schemas. This will save us a lot of Memory for the VM or Host. Please note that we will be performing single node installation so all components will be installed on single node. All steps are provided with detailed screenshots.

**Note:** I could see that a lot of you were still referring to the installation steps in my older posts for FA 11.1.1.5 or 11.1.4 etc, I have redirected all those old posts to this now. Also please do not use a saved version of the posts since we keep updating the posts based on new findings, issues, workarounds and suggestion from fellow community members. If you still want the documents for older versions, please comment below so that I will provide alternate link to you.

### Preparing for Oracle Fusion Applications installation

1.

[Downloading Oracle Fusion Applications media](#)

**We are using following configuration for our single node installation.**

Server: **Oracle (Sun) Enterprise Server**

OS: **Oracle Solaris 10 64 bit**

Memory: **Recommended 64 GB. More the memory, smoother the installation**

Swap disk: **80 GB**

Local available Disk space: **300 GB**

Processor: **Sun SPARC Quod core processor**

## Oracle Fusion Applications installation – Step by step guide (11.1.6)

 Like 1
 +1 1
 Tweet 1
 Share 1

**Fusion Applications 11.1.6** installation is not straightforward unlike E-Business Suite 11i/R12 installation. So we need to divide the installation into following main steps. Please note that we have changed the default order since we are going to host both RCU in one database which is fine since both have different schemas. This will save us a lot of Memory for the VM or Host.

Note: If you are looking for Fusion Applications 11.1.5 installation steps then you can refer to following link.

<http://www.oratraining.com/blog/2012/12/oracle-fusion-applications-installation-step-by-step-guide-11-1-5/>

Server: **Oracle Identity and Access Management & Database on Linux x86-64 VM (8GB RAM)**

**Oracle Fusion Applications 11.1.6 on Physical server – HP ML350 with 64 GB RAM**

OS: **Oracle Linux 5.9 64 bit**

Memory: **64GB RAM (More the memory, smoother the installation)**

Swap disk: **100 GB**

Local available Disk space: **300 GB on both servers (VM and Physical)**

Top » Catalog

Categories

- Downloadable VMs (5)
- Portable USB Sandbox
- Hardware
- Software

Quick Find

Use keywords to find the product you are looking for.

**Advanced Search**

What's New?



Virtual Machine to use with Fusion Apps 11.1.6

Oracle Identity and Access Management for Fusion Applications

~~\$499.00~~  
**\$399.00**

Information

Contact Us

## Welcome to Param Labs store

Welcome **Guest!** Would you like to [log yourself in?](#) Or would you prefer to [create an account?](#)

### New Products For September



**Virtual Machine**

Oracle 12c Real Application Clusters (RAC) 2 VMs -Downloadable  
**\$199.00**



Virtual Machine to use with Fusion Apps 11.1.6

Oracle Identity and Access Management for Fusion Applications  
**\$399.00**



**Virtual Machine**

Oracle 11gR2 Real Application Clusters (RAC) 2 VMs -Downloadable  
**\$149.00**



**Virtual Machine**

Oracle eBusiness Suite R12 (Vision + Fresh) VM (Downloadable)  
**\$349.00**



**Virtual Machine**

Oracle eBusiness Suite R12 (Vision or Fresh) VM (Downloadable)  
**\$299.00**

Shopping Cart

0 items

Bestsellers

1. Oracle 11gR2 Real Application Clusters (RAC) 2 VMs -Downloadable
2. Oracle Identity and Access Management for Fusion Applications
3. Oracle eBusiness Suite R12 (Vision + Fresh) VM (Downloadable)
4. Oracle eBusiness Suite R12 (Vision or Fresh) VM (Downloadable)

Specials



**Virtual Machine**

Oracle eBusiness Suite R12 (Vision + Fresh) VM (Downloadable)  
~~\$399.00~~  
**\$349.00**

Reviews

There are currently no product reviews

## Hardware

matična ploča: ASRock Z77 EXTREME4

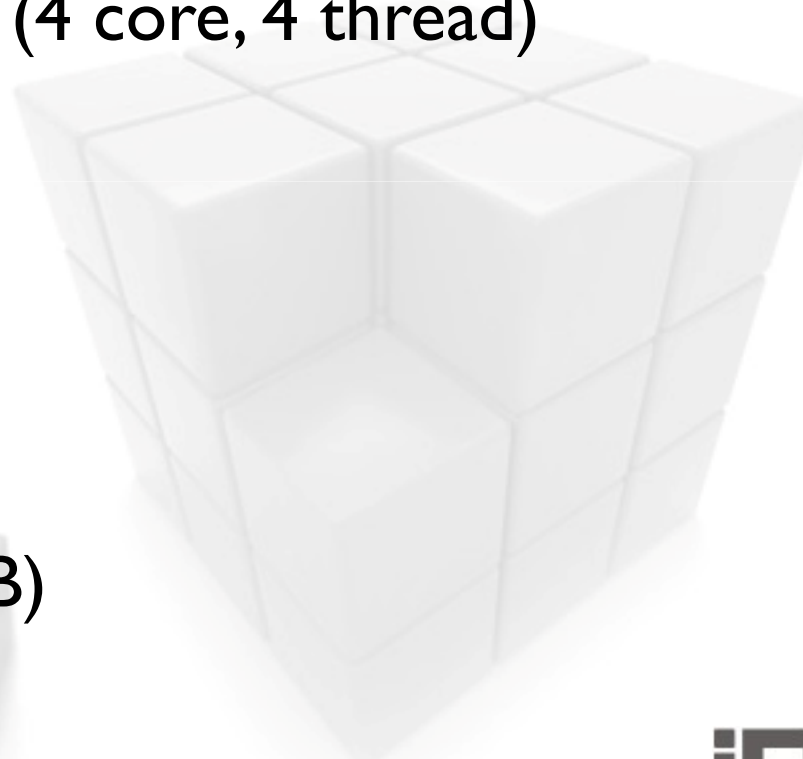

procesor: Intel Core i5-3470 (4 core, 4 thread)

memorija: 32 GB

harddisk: 500 GB

**OS** - Oracle Linux 5.7 64 bit

**Instalacija** - 17 DVD (65 GB)







# Instalacijski koraci – I

**1. instalacija Fusion Applications Provisioning Framework-a**

**2. instalacija Oracle 11g baze**

**3. pokretanje Oracle Fusion Applications Repository Creation Utility-a**

**4. pokretanje Repository Creation Utility-a za Oracle Identity Management komponente**



## Instalacijski koraci - 2

**5. instalacija Oracle Identity i Access Management komponenti**


**6. instalacija obaveznih patcheva**

**7. konfiguracija Oracle Identity i Access Management komponenti**

**8. integracija Oracle Identity Manager-a i Oracle Access Manager-a**

# Instalacijski koraci - 3

## 9. Kreiranje nove response datoteke



**Fusion Applications Provisioning Wizard - Create Provisioning Response File - Step 4 of 6**

**Provisioning Configurations** **ORACLE**  
FUSION APPLICATIONS

Select one or more of the configurations to provision.

- Oracle Fusion Customer Relationship Management
  - Marketing
  - Sales
- Oracle Fusion Financials
  - Financials
  - Procurement
  - Projects
- Oracle Fusion Accounting Hub
- Oracle Fusion Human Capital Management
  - Workforce Deployment
  - Workforce Development
  - Compensation Management
- Oracle Fusion Supply Chain Management
  - Product Management
  - Order Orchestration
  - Material Management and Logistics
- Customer Data Hub
- Enterprise Contracts
- Oracle Fusion Incentive Compensation

Navigation: **Help** | **< Back** | **Next >** | **Finish** | **Cancel**

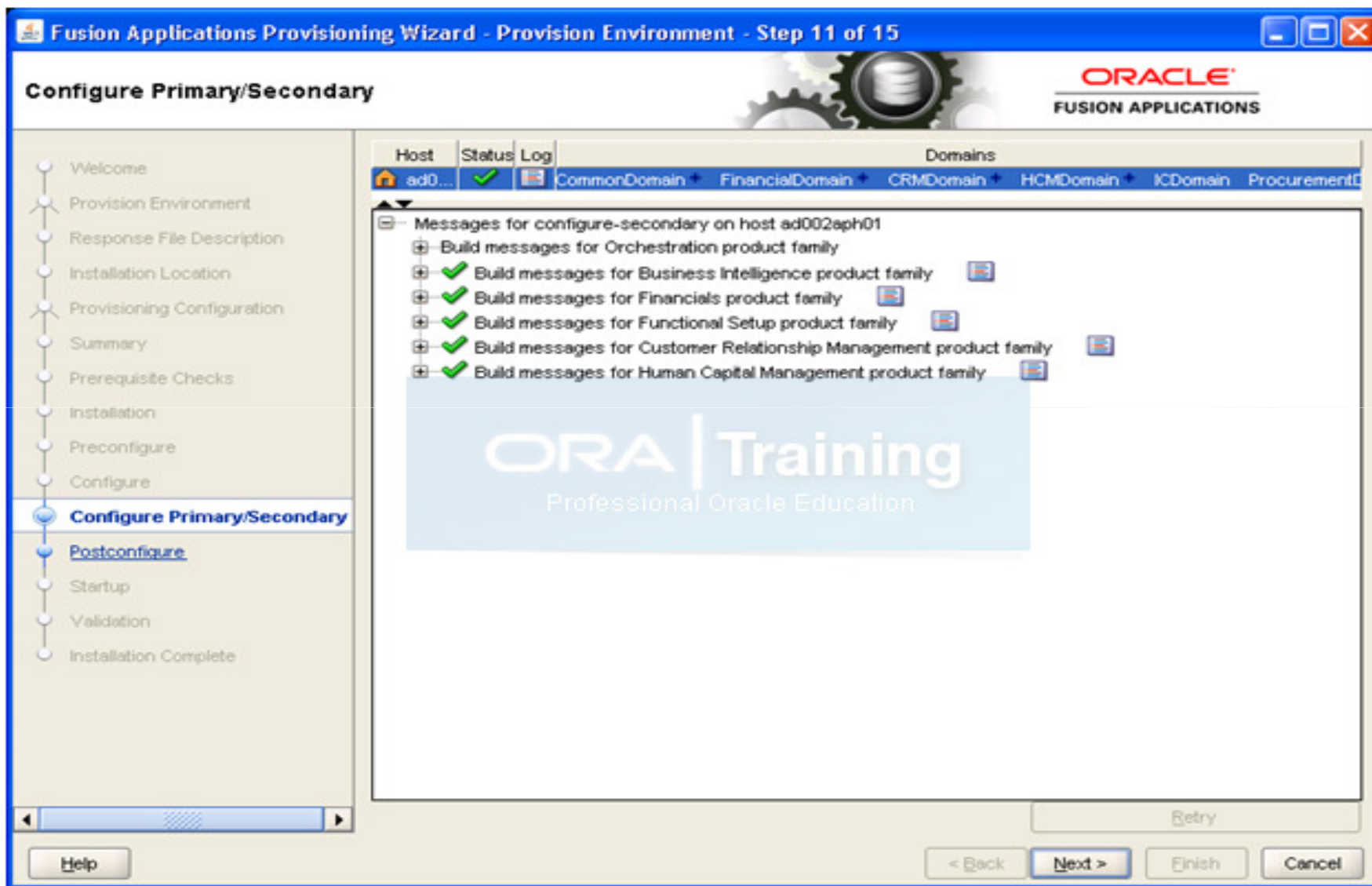
# Instalacijski koraci - 4

## I 0. Instalacija OFA

- provjera preuvjeta
- instalacija
- predkonfiguracija
- konfiguracija
- konfiguracija primarna/sekundarna
- postkonfiguracija
- startup
- validacija



# Instalacija OFA



**Configure Primary/Secondary**

Host	Status	Log	Domains
ad0...	✓		CommonDomain + FinancialDomain + CRMDomain + HCMDomain + ICDomain + ProcurementD

Messages for configure-secondary on host ad002aph01

- Build messages for Orchestration product family
- ✓ Build messages for Business Intelligence product family
- ✓ Build messages for Financials product family
- ✓ Build messages for Functional Setup product family
- ✓ Build messages for Customer Relationship Management product family
- ✓ Build messages for Human Capital Management product family

ORA Training  
Professional Oracle Education

Buttons: < Back, Next >, Finish, Cancel, Retry

- Farm\_IDMDomain
  - Application Deployments
  - SOA
  - WebLogic Domain
  - Identity and Access
  - Metadata Repositories
  - User Messaging Service
  - Web Tier

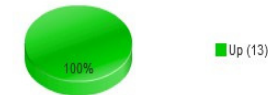
Farm\_IDMDomain

Deployments



Name	Status	Target
Application Deployments		
Internal Applications		
Resource Adapters		
composer	↑	wls_soa1
DefaultToDoTaskFlow	↑	wls_soa1
Nexaweb	↑	wls_oim1
oam_admin(11.1.1.3.0)	↑	AdminServer
oamsso_logout(11.1.1.3.0)	↑	AdminServer
oamsso_logout(11.1.1.3.0)	↑	wls_oam1
odsm(11.1.1.2.0)	↑	wls_ods1
OIMMetadata(11.1.1.3.0)	↑	wls_oim1
RoleSOD	↑	wls_oim1
spml-xsd	↑	wls_oim1
TaskDetails	↑	wls_soa1
worklistapp	↑	wls_soa1
SOA		
soa-infra	↑	wls_soa1
default	↑	
AutoApproval [1.0]	↑	
BeneficiaryManagerApproval [1.0]	↑	
DefaultOperationalApproval [1.0]	↑	
DefaultRequestApproval [1.0]	↑	
DefaultRoleApproval [1.0]	↑	
DefaultSODApproval [1.0]	↑	
OACGRoleAssignSODCheck [1.0]	↑	
RequesterManagerApproval [1.0]	↑	
ResourceAdministratorApproval [1.0]	↑	

Fusion Middleware



Name	Status	Host	CPU Usage (%)
WebLogic Domain			
IDMDomain			
AdminServer	↑	fusion	33.33
wls_oam1	↑	fusion	0.82
wls_ods1	↑	fusion	2.54
wls_oim1	↑	fusion	2.20
wls_soa1	↑	fusion	1.95
Identity and Access			
OAM	↑		
oam_server	↑	fusion	
oid1	↑	fusion	0.00
OIM	↑		
oim(11.1.1.3.0)	↑	fusion	
Metadata Repositories			
mds-owsm		fusion	
mds-soa		fusion	

Farm Resource Center

Before You Begin

- Introduction to Oracle Fusion Middleware
- Understanding Key Oracle Fusion Middleware Farm Concepts
- Overview of Oracle Fusion Middleware Administration Tools

Typical Administration Tasks

- Getting Started Using Oracle Enterprise Manager Fusion Middleware Control
- Navigating Within Fusion Middleware Control
- Starting and Stopping Oracle Fusion Middleware
- Deploying an Application Using Fusion Middleware Control

Other Resources

- Oracle Fusion Middleware Resources on the Web
- Oracle Fusion Middleware Forums



My Portrait

Welcome, weblogic\_fa!

**Watchlist**

No data to display.

**Worklist: Notifications and Approvals**

My Tasks **Initiated Tasks**

Actions View Search

Title	State	From User	Assigned
No tasks are available			

**People Connection**

Invite / Manage Connections Find Connection

No connections to display.

**Social**

**Activity Stream**

Share something with: Everyone

What's on your mind?


Attach: Link

Date Range: 7 Days

Publish







**in2**

we think the way you need IT

IN2 d.o.o.

Marohnićeva 1/1

10000 Zagreb, HR

tel: +385 1 6386 800

[www.in2.hr](http://www.in2.hr)

